

2018-2019

# HAMILTON COUNTY SCHOOLS HISTORIC RESULTS

Achieved **Highest** Level of Academic Growth

Literacy &  
Numeracy

**5**

Literacy

**5**

Numeracy

**5**

Social Studies

**5**

Overall

**5**

21 schools also earned 5s across the board

**45**



Level 5 Schools

Reward Schools



**32**



**HAMILTON  
COUNTY  
SCHOOLS**

Surpassed the  
State in  
**Multiple**  
Content Areas





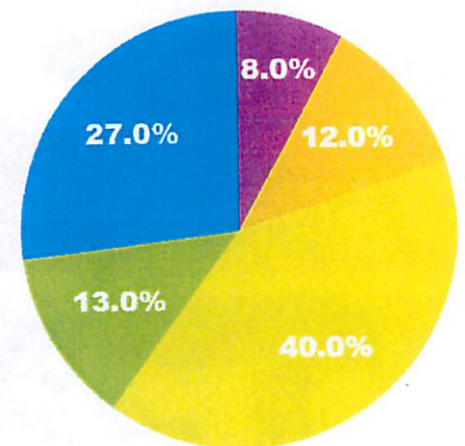
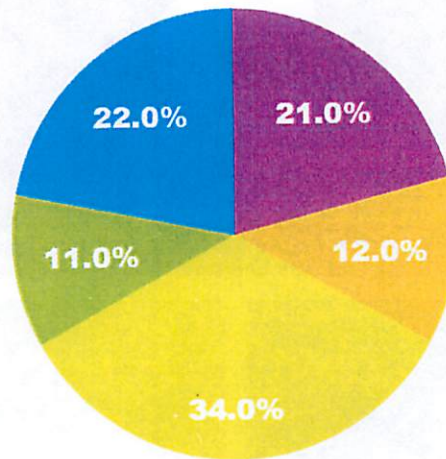
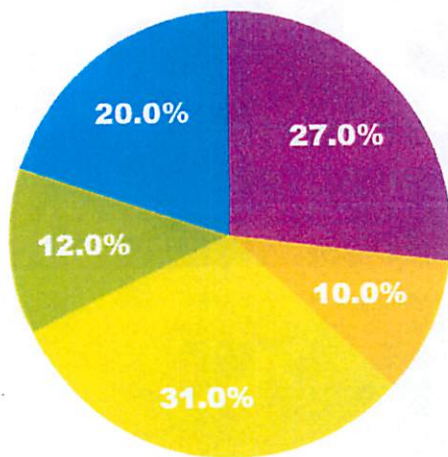
	2013-2014	2014-2015	2015-2016	2016-2017	2017-2018	2018-2019
	System Wide	System Wide	System Wide	System Wide	System Wide	System Wide
Composite	1	1	2	1	3	5
Literacy	4	1	5	5	5	5
Numeracy	5	1	1	1	1	5
Literacy & Numeracy	5	1	3	1	4	5

**80%** of Teachers **Met or Exceeded** Student Growth Expectations  
(Level 3 or higher)

2016-2017

2017-2018

2018-2019



Level 1
  Level 2
  Level 3
  Level 4
  Level 5

District Accountability Status: **Advancing**

